



"DMTech" Ltd. Pleven

Product passport


Fire conventional panel FP 9000 – 16/24/32



Technical parameters

Product passport

Rev 01:20



1. TECHNICAL PARAMETERS

<u>LINES</u>		
➤ Lines:		
• Number of lines	16, 24 or 32	programmable
• Maximum number of fire detectors in a line	32	
• Type of the joining line	biconductional	
• Maximum resistance of the connecting wires	100 Ω	
➤ Current thresholds in the lines:		
• Interruption	from 1 to 12 mA	programmable
• Duty mode	from 2 to 60 mA	programmable
• Fire	from 12 to 99 mA	programmable
• Fire direct /without delay outputs/	from 40 to 99 mA	programmable
• Short circuit	> 100 mA	
➤ Lines functional characteristics:		
• Verification quantity before entering Fire mode:	1, 2 or 3	programmable
• Verification and regestrating fault in a earth conductor	yes	selectively programmable
<u>OUTPUTS</u>		
➤ Independent relay output in case of fire alarm:		
• Quantity	1	
• Type	switching	NC / NO
• Electrical characteristics	3A/125V AC, 3A/30V DC	
➤ Controllable output in case of fire alarm:		
• Quantity	2	programmable
• Type	potential relay	
• Electrical characteristics	(19-28)VDC/ 0,5A	

➤ Relay output in case of fire alarm:		
• Quantity	8/12/16	programmable
• Type	potential-free	NC / NO
• Electrical characteristics	3A/125V AC, 3A/30V DC	
➤ Independent relay output in case of failure:		
• Quantity	1	
• Type	potential-free, switching	NC / NO
• Electrical characteristics	3A/125V AC, 3A/30V DC	
POWER SUPPLY		
➤ Mains power		
• Voltage	(187-252)V AC	
• Frequency	50/60 Hz	
• Maximum power to mains power	65W / AC	
➤ Battery power		
• Battery quantity	2	
• Type of the battery	Lead, gel	
• Battery rated voltage	12V DC	
• Reted power C20	7, 9 or 18 Ah	
• Charger voltage	27,6 VDC	temperature compensated
Consumption of battery power in standby mode		
• Configuration with 16 lines	< 130 mA to 24 VDC	
• Configuration with 24 lines	< 180 mA to 24 VDC	
• Configuration with 32 lines	< 230 mA to 24 VDC	
Time needed in security mode when mains power supply is down with battery 12V/ 18Ah		
• Configuration with 16 lines	120h	
• Configuration with 24 lines	90h	
• Configuration with 32 lines	72h	
Executive devices powering		
• Voltage	(20-27)V DC	
• Maximal current (including the controllable outputs current)	1,8A/(4.5A optional)	
Fuses		
• Mains power 230V AC	4,0 A fusible	
• Battery power	6,3 A fusible	
• Powering external devices	1,85 A automatic	
• Controllable outputs	1,1 A automatic	

Functional characteristics	
• Control of the lines and controllable outputs for fault conditions (short circuit and interruption) and automatic reset;	
• Control of the lines for down fire detector and automatic reset;	
• Light and textual indication for Fire, Fault, Disable and Test mode;	
• Ability to delay controllable and general outputs for fire for a period of 10 to 600 seconds after the registration of state Fire;	
• Built-in sounder in case of fire – monotonal, continuous with the possibility of exclusion;	
• Test mode of each (fire alarm) lines;	
• Ability to Disable each of the fire alarm lines;	
• Ability to Disable controllable outputs for fire;	
• Interface for communication with external devices RS485 and networking / optional /;	
• Possibility for GPRS communication and remote control and monitoring / optional /;	
• LCD display, 2×16 characters and keyboard, for control and panel indication;	
• Energy independent archive of the events, recorded by the panel, consisting of type, date and time of the event - to 1600 events;	
• Fire counter - up to 9999 registered fire conditions;	
• Choice of language for text information display;	
• A set of test modes and options for adjustment of lines, outputs and panel.	
➤ Over all size	400x420x80 mm
➤ Weight without batteries	4,3 kg
➤ Safety degree	IP30/ EN 60529
The panel meets standarts:	
• EN 54-2:1997	
• EN 54-2:1997/A1:2006	
• EN 54-2:1997/AC:1999	
• EN 54-4:1997	
• EN 54-4:1997/A1:2002	
• EN 54-4:1997/A2:2006	
• EN 54-4:1997AC:1999	
• EN 50130-4:2011	
• EN 55022:2006/A1:2007	
• EN 60950-1:2006/A11:2009	

2. CONFIGURATION

2.1. FP9000-16 basic configuration with 16 zones:

• Number of lines	16
• Independent relay output in case of fire alarm	1
• Controllable output in case of fire alarm	2
• Relay output in case of fire alarm	8
• Battery power	12V DC / 7, 9 or 18 Ah
• LED indications for zones	32

- In the basic configuration, hardware and software solutions are provided for adding modules forexpansion to 24 or 32 zones.

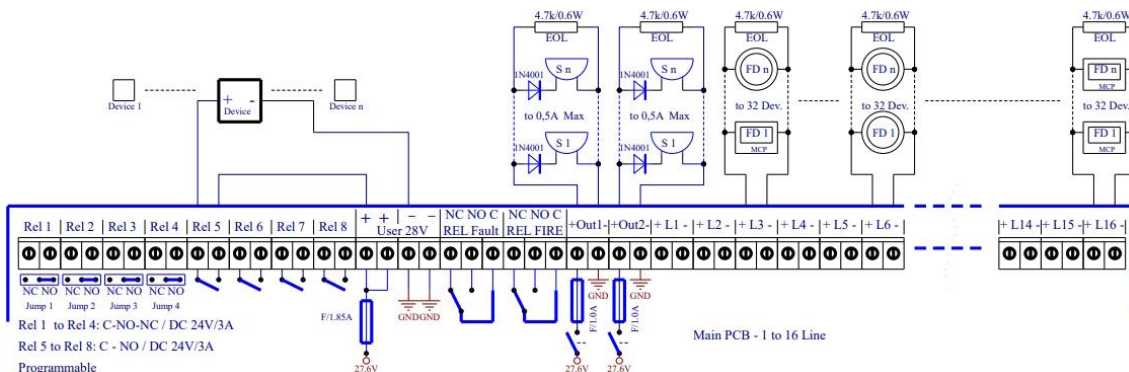


Fig.1 The basic configuration FP9000-16 with 16 zones

2.2. FP9000-24 configuration with 24 zones

- Number of lines **24**
- Independent relay output in case of fire alarm **1**
- Controllable output in case of fire alarm **2**
- Relay output in case of fire alarm **12**
- Battery power **12V DC / 7, 9 or 18 Ah**
- LED indications for zones **32**
- A microprocessor module with 8 zones and 4 relay outputs has been added to the basic configuration.

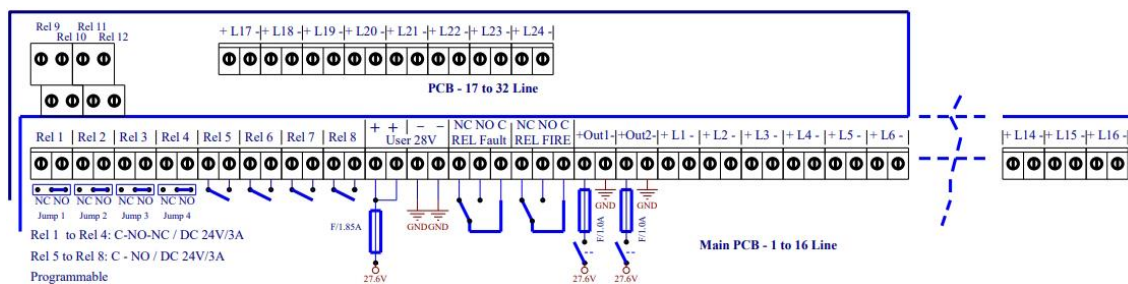


Fig.2 The configuration FP9000-24 with 24 zones

2.3. **FP9000-32** configuration with 32 zones

- Number of lines **32**
- Independent relay output in case of fire alarm **1**
- Controllable output in case of fire alarm **2**
- Relay output in case of fire alarm **16**
- Battery power **12V DC / 7, 9 or 18 Ah**
- LED indications for zones **32**
- A microprocessor module with 16 zones and 8 relay outputs has been added to the basic configuration.

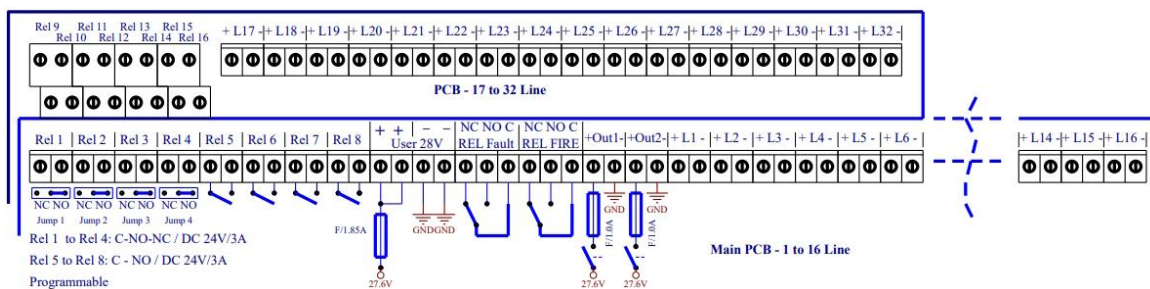


Fig.3 The configuration FP9000-32 with 32 zones

3. **WARRANTY**

The manufacturer guarantees the product's conformity with EN 54-2:, EN54-4:. The warranty period is 36 months from the date of sale, provided that:

- the conditions of storage and transport were met;
- the startup has been done by authorized persons;
- The requirements for operation conditioned in this instruction were met;
- Defects are not caused by natural phenomena and accidents of the plug socket.



1922 – CPR - 1801

DMTech wishes you pleasant work!