

DC-9101E

Conventional Combination Heat Photoelectric Smoke Detector



Description

DC-9101E Conventional Combined Heat and Photoelectric Smoke Detector integrates photoelectric detection, fixed temperature and rate of rise detection technology. The smoke sensor and heat sensor are integrated in mechanism and circuitry structure, provide wide range of application, to detect more types of fire conditions like black smoke with small particles and alcohol flame.

Features and Benefits

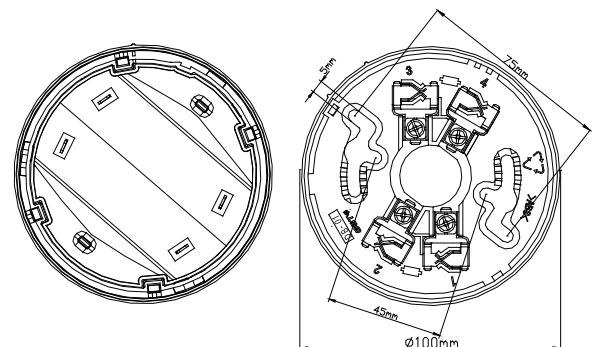
- Drift compensation enables strong environmental adaptability
- Self-diagnostic
- Reed switch test
- Dirty chamber checking
- Fire LED allows 360° viewing
- Possible to switch off polling LED
- Remote indicator output
- 2 levels smoke sensitivities programmable
- Level 1 complies with EN 54-7. Heat part complies with EN 54-5

Certificates and Compliance

- Standards: EN 54-5, EN 54-7
- Certifications: LPCB

Terminals and Installation Holes

Below figures show the detector bottom and terminals of the base.



There are four terminals with marks on the base.

- 1: Positive IN
- 2: Positive OUT
- 3: Negative IN and OUT
- 4: Positive terminal of remote indicator
- 4: Negative terminal of remote indicator

The base can be installed onto standard European embedded back box, with hole-distance 45mm to 75mm.

Recommended Cabling

1.0mm² or above fire cable is recommended, but subject to local codes.

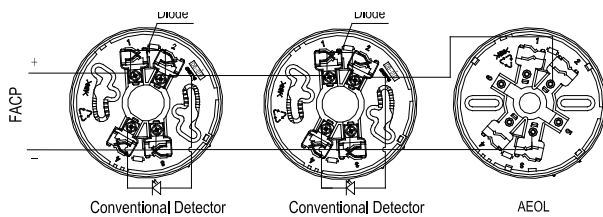
Application

Detection sensitivities can be set through P-9910B programmer. Below table shows relative codes for sensitivity levels and working modes. Factory defaults at Level 1 + Rate of Rise.

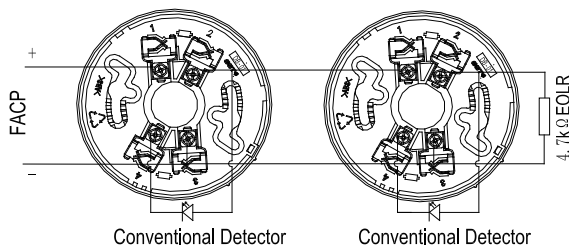
Parameter	Smoke Sensitivity	Heat Part	Polling LED Status
1(default)	1	Rate of Rise	ON
2	2	Rate of Rise	ON
129	1	Rate of Rise	OFF
130	2	Rate of Rise	OFF

When the detector connects with conventional fire alarm control panel or addressable zone monitor unit from GST, and if DP-9907 Active End of Line Unit is connected to the end of output loop, DB-01D base should be used.

The typical connection of Active End Of Line



The typical connection of End of Line Resistor








Order Information

Part No.	DC-9101E
Device Name	Conventional Multi Sensor
Product NO.	10106284
Compatible Products	GST102A~GST116A Conventional Panels I-9319 Zone Monitor Module

Technical Specification

Operating Voltage	24VDC (16VDC - 28VDC)
Standby Current	≤ 60μA
Alarm Current	≤ 55mA
LED Indicator	Red, periodically flash once in polling when the status is set to "ON"; don't illuminate when the status is set to "OFF", Periodically flash twice in fault or sensing chamber dirty; illuminate in alarming.
Wiring	Polarized 2-core for Zone. Polarized 2-core for remote indicator.
Sensitivity Level	2
Alarm Reset	Instantaneous power down (Min. 2sn, Max. 1.0VDC)
Heat Detector Class	A2R
Action Temperature	62 °C
Environment Temperature	-10°C ~ 50°C
Relative Humidity	≤95%, non-condensing
Material of Enclosure	ABS
Ingress Protection Rating	IP2X
Dimensions	Diameter: 100mm Height: 54.5mm (with base)
Mounting Hole Distance	45mm ~ 75mm
Weight	About 110g

Accessories and Tools

	Part No.:	DB-01
	Device name:	Standard Base
	Product No.:	30205764
	Part No.:	DB-01D
	Device name:	Diode Base
	Product No.:	20101432
	Part No.:	C-9314P
	Device name:	Remote Indicator
	Product No.:	10102339
	Part No.:	DP-9907
	Device name:	Active End of Line
	Product No.:	10103044
	Part No.:	P-9910B
	Device name:	Handheld Programmer
	Product No.:	10104894