

## INTERNAL MODULE FOR MANAGEMENT OF 1 EXTINGUISHING CHANNEL

# PREVIDIA | MAX



Gas extinguishment-system management module  
Connects directly to the CAN DRIVE bar.

Provides terminals for the management of devices which are commonly requested in this type of installation together with the adequate activation logic. The various functions available on the terminals can be replicated on devices connected to the loop (with the exception of the control of the electrovalve).

The indications provided by the IFMEXT module, as well as being visualized on the FPMCPU module display, can also be seen on the LEDs on the front-plate FPMEXT module. IFMEXT modules must be coupled with an FPMEXT signalling frontplate. Each FPMEXT module reports the visual signals of a maximum of 5 IFMEXT modules

Each Previdia Max control panel is capable of managing up to 24 IFMEXT modules. If two or more IFMEXT modules are installed, it will be necessary to have a reserve CPU backup module.

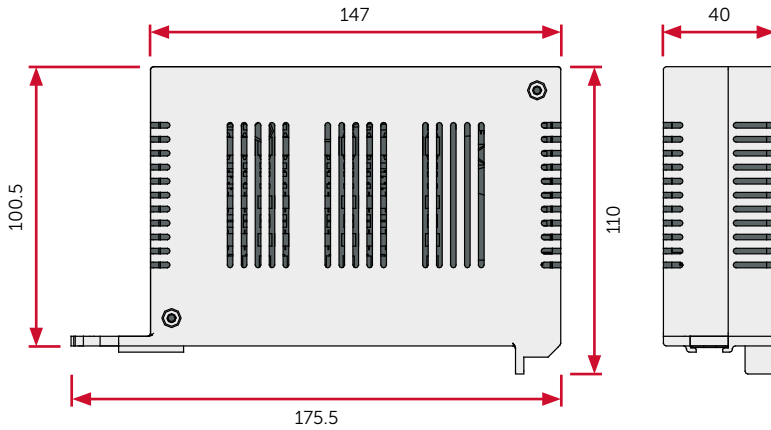
### HARDWARE CHARACTERISTICS

- CPU dedicated to the control of the module and communication with the control-panel FPMCPU module
- 5 status LEDs
- Mini USB port
- Hot swap technology
- 1 input terminal for PRESSOSTATE SWITCH control with programmable functions
- 1 input terminal for STOP EXTINCTION with programmable functions
- 1 input terminal for MANUAL EXTINCTION
- 1 output terminal for VALVE command
- 1 output terminal for HOLD extinction signal
- 1 output terminal for PRE-EXTINCTION signal
- 1 output terminal for gas RELEASED signal

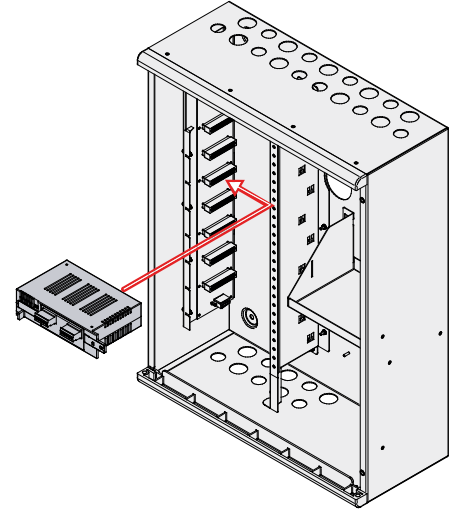
### TECHNICAL SPECIFICATIONS

- Certification EN 12094 pt 1
- Settable resistor values for FAULT, ALARM and SHORT-CIRCUIT
- Maximum current on VALVE 2A @ 276V
- Maximum current on output: 1A @ 276V
- Power voltage: 19-30Vdc
- Consumption @ 276V: stand-by 30mA, max. 80mA
- Operating temperature: from -5°C to +40°C

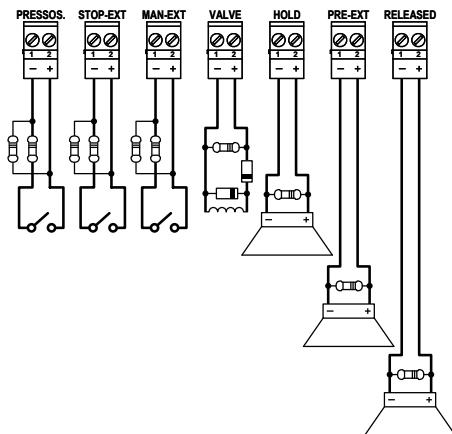
### DIMENSIONS



### INSTALLATION



### CONFIGURATION DIAGRAM



### IN THE PACKAGE

- Package dimensions: 18 x 12.5 x 5 cm
- Weight with packaging: 280g

### ORDER CODES

- IFMEXT** internal module for the management of 1 extinguishing channel
- FPMEXT** frontplate module for fire-indications relating to fire-extinguishing channels
- FPMCPU** main unit module
- PRCABx** cabinet for housing for IFM and FPM modules